


MC-103 PERSONAL ALARM WITH FLASHLIGHT

Small as it is, this 120 dB alarm is packed with all the best features like a bright flashlight, levered hook, and wrist strap.

Personal Protection



Use the “G” clip (at the bottom) for your key chain so the alarm and your keys stay with you in an emergency.


Attach to keys with built in “G” clip. If you are attacked, you can pull the pin out by the wrist strap, and throw the pin to the ground. Alarm sound continues as long as the pin is removed.

Personal Property Protection

Attach “G” clip to computer, purse, luggage or backpack, and hold on to the wrist strap attached to pull pin.

Be sure to connect items to the fixed connector so the alarm stays with your property if snatched or taken.

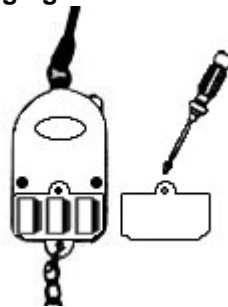
LED Light



Press and hold the light button on back to activate the flashlight.

Note: Will not sound alarm.

Changing Batteries



Remove the screw from battery cover and replace the three AG13 (or LR44) batteries. Replace cover and tighten screw.

Street Defender Personal Alarms